




Campus to Careers Environmental Alumni Survey SurveyMonkey

May 2012






1. Have you obtained employment in an environment-related job?

		Response Percent	Response Count
Yes (Full-time)		20.6%	44
Yes (Part-time)		11.7%	25
No		67.8%	145
answered question			214
skipped question			1








2. If YES, Congratulations! Please list your position and employer:

	Response Count
	71
answered question	71
skipped question	144









3. If no, are you:

		Response Percent	Response Count
Seeking full time employment		52.2%	84
Seeking part-time employment/internship		11.2%	18
Entering graduate or professional school		18.6%	30
Travelling		5.6%	9
Other, please specify		12.4%	20
answered question			161
skipped question			54




4. If seeking employment or employed, in what sector are you looking/employed (please select all that apply)?

		Response Percent	Response Count
Local Government		47.1%	89
State Government		56.1%	106
Federal Government		54.0%	102
Business		51.9%	98
Non-Profit		56.6%	107
Academic		34.9%	66
International		28.0%	53
answered question			189
skipped question			26






5. In what field are you seeking employment (please select all that apply)?

		Response Percent	Response Count
Natural Resources		68.6%	127
Pollution Prevention/Waste Management		41.6%	77
Water		52.4%	97
Air		25.4%	47
Sustainability		67.0%	124
Greenhouse Gas/Carbon Management		29.2%	54
Toxics		20.5%	38
Other, please specify		34.1%	63
answered question			185
skipped question			30




6. In the future, do you think the job outlook for environment-related careers will be better or worse than that for other college level careers?

		Response Percent	Response Count
Better		68.2%	146
Worse		5.6%	12
Same		26.2%	56
answered question			214
skipped question			1








7. How has the current economic situation affected your job outlook?

		Response Percent	Response Count
I am more interested in pursuing an environment-related career		34.7%	74
I am less interested in pursuing an environment-related career		8.5%	18
I am more likely to pursue additional degrees		51.6%	110
I am less likely to pursue additional degrees		6.1%	13
It has not affected my outlook		28.2%	60
answered question			213
skipped question			2


















8. Were you planning to pursue an environmental degree when you entered college?



















		Response Percent	Response Count
Yes		44.3%	94
No		39.6%	84
Not Sure		17.5%	37
answered question			212
skipped question			3

9. If you were not planning to pursue an environmental degree when you entered college, what was the most important factor in your decision to pursue an environmental degree?

		Response Percent	Response Count
Academic course		48.7%	58
Faculty member		17.6%	21
Academic experience outside of class		26.1%	31
Other students		6.7%	8
Employment opportunities		21.0%	25
Previously unaware of environmental majors		31.1%	37
Other, please specify		13.4%	16
		answered question	119
		skipped question	96

10. What other fields of study did you consider?

		Response Percent	Response Count
Accounting/Finance		1.6%	3
African Studies		0.0%	0
Agricultural Science		2.1%	4
Anthropology		3.2%	6
Art History		1.1%	2
Biochemistry		2.1%	4
Biological Sciences		22.9%	43
Chemistry		2.7%	5
Classics		0.0%	0
Communication		2.7%	5
Comparative Literature		0.0%	0
Computer Science		0.5%	1
Criminal Justice		0.0%	0
Dance		0.0%	0
East Asian		0.0%	0
Economics		3.2%	6
Education		3.2%	6
Engineering		11.2%	21
English		2.7%	5
Food Science		0.5%	1
Foreign Languages		1.6%	3
Geography		1.6%	3
Geology		1.6%	3

History and Political Science		2.7%	5
Information Technology		0.0%	0
Latin American Studies		0.5%	1
Linguistics		0.5%	1
Management		1.6%	3
Marine Science		3.2%	6
Marketing		1.1%	2
Mathematics		0.5%	1
Medicine		2.1%	4
Meteorology		0.5%	1
Middle Eastern Studies		0.0%	0
Music		2.1%	4
Nutritional Sciences		1.1%	2
Pharmacy		0.0%	0
Philosophy		0.5%	1
Physics		0.5%	1
Political Science		6.4%	12
Psychology		3.7%	7
Public Health		1.6%	3
Religion		0.0%	0
Sociology		0.0%	0
Statistics		0.0%	0
Visual Arts		2.1%	4
Women and Gender Studies		0.0%	0
Other		4.8%	9

answered question	188
skipped question	27

11. What was the primary reason you decided to pursue an environmental degree in college?

Response Count









197

answered question	197
skipped question	18

12. Did any of the following influence your decision to pursue an environmental degree program in college?

	No Influence				Greatly Influenced	Rating Average	Rating Count
Family Member	45.3% (96)	10.8% (23)	18.9% (40)	16.5% (35)	8.5% (18)	2.32	212
Friend/Peer	43.5% (91)	16.3% (34)	20.1% (42)	10.5% (22)	9.6% (20)	2.26	209
College faculty Member	30.2% (64)	10.4% (22)	22.2% (47)	21.7% (46)	15.6% (33)	2.82	212
Internship/Work Experience	31.4% (66)	7.6% (16)	16.7% (35)	25.2% (53)	19.0% (40)	2.93	210
High School Teacher	38.8% (81)	13.9% (29)	14.8% (31)	16.7% (35)	15.8% (33)	2.57	209
Middle/Junior High School Teacher	68.8% (143)	12.5% (26)	9.6% (20)	7.2% (15)	1.9% (4)	1.61	208
Elementary School Teacher	77.3% (160)	10.1% (21)	6.8% (14)	3.4% (7)	2.4% (5)	1.43	207
School-based outdoor education program	52.4% (109)	10.6% (22)	18.8% (39)	11.5% (24)	6.7% (14)	2.10	208
Non school-based outdoor education program	51.2% (106)	5.8% (12)	17.9% (37)	11.1% (23)	14.0% (29)	2.31	207
Summer camps	57.3% (118)	7.8% (16)	14.6% (30)	7.8% (16)	12.6% (26)	2.11	206
Personal experiences in nature	4.7% (10)	2.3% (5)	13.6% (29)	22.5% (48)	56.8% (121)	4.24	213
answered question							214
skipped question							1






13. Do you intend to pursue any additional degrees?

		Response Percent	Response Count
Yes - Masters		60.3%	129
Yes - Ph.D.		19.6%	42
Yes - M.D.		1.4%	3
Yes - J.D.		6.5%	14
Yes - M.B.A.		5.1%	11
Not sure		28.5%	61
No		4.7%	10
Other (Please Specify)		3.3%	7
answered question			214
skipped question			1

14. How helpful were the following resources in your search for job opportunities and employers?

	Not Available	Not Used	Not Helpful	Somewhat Helpful	Very Helpful	Rating Average	Rating Count
Online Job Boards (Monstertrak etc.)	3.9% (8)	36.4% (75)	13.6% (28)	34.5% (71)	11.7% (24)	3.14	206
Job Listings at Career Services Office	3.9% (8)	32.4% (67)	19.8% (41)	36.2% (75)	7.7% (16)	3.12	207
Individual Counseling/Resume Workshops at Career Services Office	6.8% (14)	34.0% (70)	13.1% (27)	31.6% (65)	14.6% (30)	3.13	206
On-campus Recruiting	10.6% (22)	39.6% (82)	27.1% (56)	16.9% (35)	5.8% (12)	2.68	207
Email list-serve	3.4% (7)	19.7% (41)	19.2% (40)	41.3% (86)	16.3% (34)	3.48	208
Department/College website	3.9% (8)	30.0% (62)	16.9% (35)	39.1% (81)	10.1% (21)	3.22	207
Career/Job Fairs	5.3% (11)	31.7% (66)	26.9% (56)	29.3% (61)	6.7% (14)	3.00	208
Trade/Professional Organizations	8.7% (18)	55.6% (115)	17.4% (36)	15.9% (33)	2.4% (5)	2.48	207
Alumni Network	10.1% (21)	49.5% (103)	14.4% (30)	18.8% (39)	7.2% (15)	2.63	208
College Faculty	4.3% (9)	22.5% (47)	15.3% (32)	36.8% (77)	21.1% (44)	3.48	209
Friends/Family	4.9% (10)	21.8% (45)	16.5% (34)	38.3% (79)	18.4% (38)	3.44	206
Newspapers	11.8% (24)	62.3% (127)	12.7% (26)	10.8% (22)	2.5% (5)	2.30	204
answered question							210
skipped question							5





15. In college, who do you think has provided you with the most VALUABLE advice about potential career options?

		Response Percent	Response Count
Alumni		7.5%	16
Friends/family		34.0%	72
College faculty		44.3%	94
Career Services Office		8.0%	17
Other college staff		6.1%	13
answered question			212
skipped question			3

16. Did you participate in any of the following types of programs BEFORE COLLEGE?

	Yes	No	Rating Average	Rating Count
Field/Lab Research	25.2% (53)	74.8% (157)	1.75	210
Science Fair	57.3% (121)	42.7% (90)	1.43	211
Student Environmental Club/Group	40.4% (84)	59.6% (124)	1.60	208
AP Environmental Science Courses	32.2% (68)	67.8% (143)	1.68	211
Other Environmental Science Courses	41.2% (87)	58.8% (124)	1.59	211
answered question				213
skipped question				2

17. Of the pre-college activities listed above, which MOST influenced your decision to pursue an environmental degree?

		Response Percent	Response Count
Field/Lab Research		15.9%	27
Science Fair		14.1%	24
Student Environmental Club/Group		18.8%	32
Environmental Science Courses		51.2%	87
answered question			170
skipped question			45

18. Did you participate in any of the following types of programs while in COLLEGE?

	Yes	No	Rating Average	Rating Count
Study-abroad programs	42.4% (89)	57.6% (121)	1.58	210
Field studies	67.5% (141)	32.5% (68)	1.33	209
Undergraduate Research	61.2% (128)	38.8% (81)	1.39	209
Mentor Programs	25.1% (52)	74.9% (155)	1.75	207
Student Environmental Group	54.1% (113)	45.9% (96)	1.46	209
Internship	77.6% (163)	22.4% (47)	1.22	210
answered question				213
skipped question				2

19. How much knowledge do you feel you have about the following fields with respect to their applications in the environment?

	None		Some		Very Much	Rating Average	Rating Count
Computer Science	21.1% (44)	22.0% (46)	35.9% (75)	14.4% (30)	6.7% (14)	2.64	209
Nanotechnology	51.7% (107)	26.6% (55)	16.9% (35)	4.8% (10)	0.0% (0)	1.75	207
Biotechnology	28.4% (59)	26.0% (54)	28.8% (60)	14.4% (30)	2.4% (5)	2.37	208
Energy	2.4% (5)	6.3% (13)	26.0% (54)	35.1% (73)	30.3% (63)	3.85	208
Agriculture	3.8% (8)	6.2% (13)	26.5% (56)	31.8% (67)	31.8% (67)	3.82	211
Health	4.8% (10)	12.5% (26)	27.9% (58)	35.1% (73)	19.7% (41)	3.52	208
answered question							211
skipped question							4

20. How well prepared do you think you are for employment in this field?

	Not prepared				Very well prepared	Rating Average	Rating Count
	1.4% (3)	4.7% (10)	24.6% (52)	50.2% (106)	19.0% (40)	3.81	211
answered question							211
skipped question							4

21. What is the name of the college or university from which you graduated (or at which you are currently enrolled)?

	Response Percent	Response Count
Alabama A&M University	0.0%	0
Alabama State University	0.0%	0
Allegheny College	0.0%	0
Antioch University New England	0.0%	0
Arizona State University	0.0%	0
Arkansas State University	0.0%	0
Ball State University	0.0%	0
Bard College	0.0%	0
Barnard College	0.0%	0
Benedictine University	0.0%	0
Bentley University	0.0%	0
Bethune-Cookman College	0.0%	0
Boston College	0.0%	0
Boston University	0.0%	0
Bowdoin College	0.0%	0
Brandeis University	0.0%	0
Brown University	0.0%	0
Bryn Mawr College	0.0%	0
Bucknell University	0.0%	0
Chatham University	0.0%	0
Clarkson University	0.0%	0
Clemson University	0.0%	0

Colby College	0.0%	0
Colgate University	0.0%	0
College of Charleston	0.0%	0
College of Menominee Nation	0.0%	0
College of St. Benedict / St.John's University	0.0%	0
College of Wooster	0.0%	0
Colleges of the Fenway	0.0%	0
Colorado College	0.0%	0
Colorado State University	0.0%	0
Columbia University	0.0%	0
Cornell University	0.0%	0
Dartmouth College	0.0%	0
Dickinson College	0.0%	0
Doane College	0.0%	0
Drexel University	0.0%	0
Duquesne University	0.0%	0
Florida A&M University	0.0%	0
Florida Atlantic University	0.0%	0
Franklin & Marshall College	0.0%	0
Frostburg State University	0.0%	0
George Mason University	0.0%	0
George Washington University	0.0%	0
Guilford College	0.0%	0
Haverford College	0.0%	0
Hendrix College	0.0%	0

Heritage University	0.0%	0
Hillsborough Community College	0.0%	0
Howard University	0.0%	0
Illinois Institute of Technology	0.0%	0
Indiana University at Bloomington	0.0%	0
James Madison University	0.0%	0
Johns Hopkins University	0.0%	0
Kean University	0.0%	0
Kentucky State University	0.0%	0
Lafayette College	0.0%	0
Lehigh University	0.0%	0
Lewis & Clark College	0.0%	0
Lewis University	0.0%	0
Louisiana State University	0.0%	0
Macalester College	0.0%	0
Manhattan College	0.0%	0
Marywood University	0.0%	0
Michigan State University	0.0%	0
Middlebury College	0.0%	0
Monmouth University	0.0%	0
Moravian College	0.0%	0
Morgan State University	0.0%	0
Mount Holyoke College	0.0%	0
New College of Florida	0.0%	0
North Carolina A&T State University	0.0%	0

North Carolina State University	0.0%	0
Northeastern University	0.0%	0
Northern Arizona University	0.0%	0
Northern Illinois University	0.0%	0
Old Dominion University	0.0%	0
Oregon State University	0.0%	0
Pace University	0.0%	0
Pennsylvania State University	0.0%	0
Pomona College	0.0%	0
Portland State University	0.0%	0
Purdue University	0.0%	0
Reed College	0.0%	0
Robert Morris University	0.0%	0
Rutgers, The State University of New Jersey	0.0%	0
Salisbury University	0.0%	0
Salish Kootenai College	0.0%	0
Sewanee, The University of the South	0.0%	0
Siena College	0.0%	0
Smith College	0.0%	0
Southern New Hampshire University	0.0%	0
Spelman College	0.0%	0
Stetson University	0.0%	0
SUNY College of Environmental Science and Forestry	0.0%	0
Swarthmore College	0.0%	0







Syracuse University	0.0%	0
Temple University	0.0%	0
Texas A&M University	0.0%	0
The Evergreen State College	0.0%	0
The Ohio State University	0.0%	0
Towson University	0.0%	0
Tufts University	0.0%	0
Unity College	0.0%	0
University of Alabama	0.0%	0
University of Alaska - Anchorage	0.0%	0
University of Arizona	0.0%	0
University of Arkansas, Fayetteville	0.0%	0
University of California, Berkeley	0.0%	0
University of California, Davis	0.0%	0
University of California, Merced	0.0%	0
University of California, San Diego	0.0%	0
University of California, Santa Barbara	0.0%	0
University of Central Florida	0.0%	0
University of Cincinnati	0.0%	0
University of Colorado, Boulder	0.0%	0
University of Connecticut	0.0%	0
University of Delaware	0.0%	0
University of Georgia	0.0%	0
University of Hawaii at Manoa	0.0%	0
University of Idaho	0.0%	0

University of Illinois at Urbana-Champaign	0.0%	0
University of La Verne	0.0%	0
University of Louisville	0.0%	0
University of Maryland - College Park	0.0%	0
University of Maryland Center for Environmental Science	0.0%	0
University of Massachusetts, Boston	0.0%	0
University of Michigan - Ann Arbor	0.0%	0
University of Minnesota, Twin Cities	0.0%	0
University of Montana, Missoula	0.0%	0
University of Nebraska - Lincoln	0.0%	0
University of Nevada, Reno	0.0%	0
University of North Florida	0.0%	0
University of North Texas	0.0%	0
University of Pennsylvania	0.0%	0
University of Pittsburgh	0.0%	0
University of Redlands	0.0%	0
University of Rhode Island	0.0%	0
University of Rochester	0.0%	0
University of South Carolina	0.0%	0
University of South Florida	0.0%	0
University of Southern California	0.0%	0
University of Tennessee	0.0%	0
University of Texas at Austin	0.0%	0



University of the District of Columbia	0.0%	0
University of Toledo	0.0%	0
University of Tulsa	0.0%	0
University of Utah	0.0%	0
University of Vermont	0.0%	0
University of Wisconsin - Extension	0.0%	0
University of Wisconsin - Platteville	0.0%	0
University of Wisconsin - Whitewater	0.0%	0
University of Wisconsin-Stout	0.0%	0
University of Wyoming	0.0%	0
Vassar College	0.0%	0
Vermont Law School	0.0%	0
Villanova University	0.0%	0
Wake Forest University	0.0%	0
Warren Wilson College	0.0%	0
Washington State University	0.0%	0
Wayne State University	0.0%	0
Wesleyan University	0.0%	0
West Virginia University	0.0%	0
Western Washington University	0.0%	0
Winona State University	0.0%	0
Winthrop University	0.0%	0
Worcester Polytechnic Institute	0.0%	0

Yale University	0.0%	0
Other	0.0%	0
Other (please specify)		0
answered question		0
skipped question		215













22. What was your major or field of concentration?





		Response Percent	Response Count
Environmental Studies		34.3%	71
Environmental Science		33.3%	69
Environmental Management		1.4%	3
Natural Resources		6.8%	14
Sustainability		0.5%	1
Other, please specify		23.7%	49
answered question			207
skipped question			8

23. Did you pursue a second major in addition to your environmental degree?

		Response Percent	Response Count
No		75.5%	160
Yes		27.4%	58
answered question			212
skipped question			3




24. If you answered yes to the previous question, please select your second major from the menu below.

		Response Percent	Response Count
Accounting/Finance		0.0%	0
African Studies		0.0%	0
Agricultural Science		4.1%	2
Anthropology		6.1%	3
Art History		2.0%	1
Biochemistry		2.0%	1
BiologicalSciences		14.3%	7
Chemistry		2.0%	1
Classics		0.0%	0
Communication		6.1%	3
Comparative Literature		0.0%	0
Computer Science		0.0%	0
Criminal Justice		0.0%	0
Dance		0.0%	0
East Asian		0.0%	0
Economics		4.1%	2
Education		0.0%	0
Engineering		2.0%	1
English		2.0%	1
Food Science		0.0%	0
Foreign Languages		8.2%	4
Geography		6.1%	3













Geology		0.0%	0
History and Political Science		0.0%	0
Information Technology		0.0%	0
Latin American Studies		0.0%	0
Linguistics		2.0%	1
Management		0.0%	0
Marine Science		0.0%	0
Marketing		0.0%	0
Mathematics		0.0%	0
Medicine		0.0%	0
Meteorology		0.0%	0
Middle Eastern Studies		0.0%	0
Music		0.0%	0
NutritionalSciences		0.0%	0
Pharmacy		0.0%	0
Philosophy		0.0%	0
Physics		0.0%	0
Political Science		10.2%	5
Psychology		0.0%	0
Public Health		0.0%	0
Religion		0.0%	0
Sociology		2.0%	1
Statistics		0.0%	0
Visual Arts		0.0%	0
Women and Gender Studies		0.0%	0
Other		26.5%	13



















answered question	49
skipped question	166

25. Did you pursue a minor or certificate in addition to your environmental degree?

		Response Percent	Response Count
No		44.1%	94
Yes- Minor		53.5%	114
Yes- Certificate		5.6%	12
answered question			213
skipped question			2

26. If you answered yes to the previous question, please select your minor or certificate field from the menu below.

		Response Percent	Response Count
Accounting/Finance		2.5%	3
African Studies		0.0%	0
Agricultural Science		0.8%	1
Anthropology		1.7%	2
Art History		0.0%	0
Biochemistry		0.0%	0
BiologicalSciences		10.8%	13
Chemistry		2.5%	3
Classics		0.0%	0
Communication		0.8%	1
Comparative Literature		0.0%	0
Computer Science		2.5%	3
Criminal Justice		0.0%	0
Dance		0.0%	0
East Asian		0.0%	0
Economics		6.7%	8
Education		0.0%	0
Engineering		1.7%	2
English		1.7%	2
Food Science		0.0%	0
Foreign Languages		4.2%	5
Geography		9.2%	11

Geology		0.8%	1
History and Political Science		2.5%	3
Information Technology		0.0%	0
Latin American Studies		0.8%	1
Linguistics		0.8%	1
Management		4.2%	5
Marine Science		0.8%	1
Marketing		0.8%	1
Mathematics		4.2%	5
Medicine		0.0%	0
Meteorology		1.7%	2
Middle Eastern Studies		0.0%	0
Music		2.5%	3
NutritionalSciences		0.8%	1
Pharmacy		0.0%	0
Philosophy		0.0%	0
Physics		0.0%	0
Political Science		6.7%	8
Psychology		2.5%	3
Public Health		1.7%	2
Religion		0.8%	1
Sociology		0.0%	0
Statistics		0.0%	0
Visual Arts		5.0%	6
Women and Gender Studies		0.8%	1
Other		31.7%	38

answered question	120
skipped question	95




27. How can the college or university that you graduated from continue to assist you as you pursue an environmental career?

Response Count

162






answered question	162
skipped question	53

28. What is your gender?



		Response Percent	Response Count
Male		33.3%	71
Female		65.3%	139
Prefer not to identify		1.4%	3

answered question	213
skipped question	2

29. Which ethnic group(s) do you identify most closely with?

		Response Percent	Response Count
Asian/ Pacific Islander		11.4%	24
Black		4.3%	9
Hispanic		5.2%	11
Native American		0.0%	0
White (non-Hispanic)		79.6%	168
Other		2.4%	5
answered question			211
skipped question			4

30. Please enter your contact information below, using the primary email address you will continue to use past graduation and into the future (e.g. Gmail, Yahoo, etc.). Your name and email address will not be published or shared with third parties. It will not be used in any way other than to contact you again in the future for this ongoing longitudinal study, in order to learn about your career path and how your education prepared you for it. This information will help program leaders to better design academic programs to meet students' needs in the workforce. The data from this survey will only be reported in aggregate to protect your privacy. Entering your contact information will also enter you in a drawing for a \$50 gift certificate to the Apple Store (store.apple.com). The winner will be contacted by September 2013.

		Response Percent	Response Count
Name		100.0%	215
Email Address		100.0%	215
answered question			215
skipped question			0