
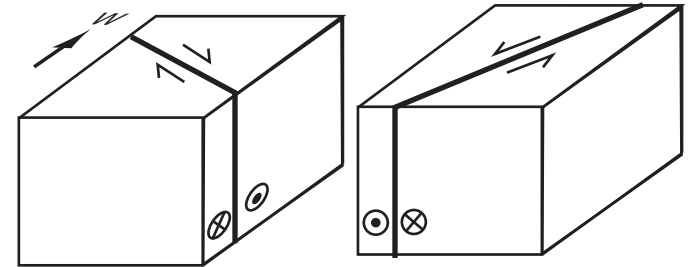



Focal mechanism

Describe orientation of
faults in words
(or fault and auxillary plane)

Fill in map view of two faults
(or fault and auxillary plane)

Fill in block diagrams with map symbols,
cross-section symbols & show apparent offsets
(if difficult to draw, change where N is to make it easier)



earthquake occurs on a
normal fault either striking
060 and dipping 30° NW; or
same strike dipping 60° SE

